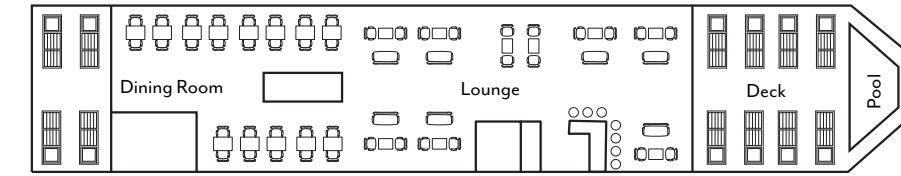


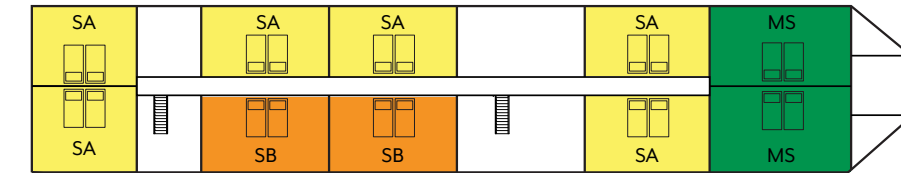


DECK PLAN

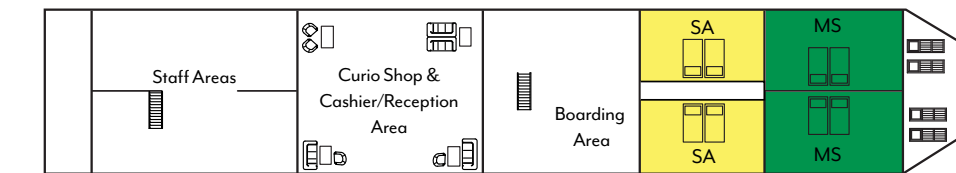
■ Suite B
 ■ Suite A
 ■ Master Suite



Top Deck



Middle Deck



Lower Deck

Zambezi Queen Collection

ZAMBEZI QUEEN

Each of the 14 tastefully appointed, air-conditioned, spacious staterooms (from 215 to 300 square feet) features floor-to-ceiling windows with a sliding glass door that opens onto a private balcony, one queen bed or two twin beds, and a private bathroom with shower.

VESSEL STATS

<i>Officers and Crew:</i>	<i>International (30)</i>
<i>Language:</i>	<i>English</i>
<i>Suites and Cabins:</i>	<i>14</i>
<i>Accommodations Size:</i>	<i>132 to 167 square feet</i>
<i>Length:</i>	<i>150 feet</i>
<i>Width:</i>	<i>27 feet</i>
<i>Built:</i>	<i>2009</i>